



PUBLIC BATHROOMS PROPOSAL FOR HOSPITALS

stern
STERN ENGINEERING LTD.

Apollo Medical F

TOUCH FREE ELECTRONIC FAUCET

Touch-free wall-mounted electronic faucet. With a mixer for water temperature adjustment for hot and cold water. Gooseneck Spout. Powered by an internal 9V battery or a 9V transformer. Battery version includes a low battery level indicator. Latching solenoid valve is located inside the product. Auto shutoff after 90 seconds. Adjustable settings by remote control: security time, delay in, delay out, on-off and reset to factory settings.



PRODUCT AT A GLANCE	
Installation	Exposed wall-mounted
Power Supply Options	- 9V battery - 9V transform
Operating pressure	0.5-5.0 bar (7-72.5 PSI), for water pressure greater than 5.0 bar use a pressure reducing valve.
Water supply	Cold and Hot water
Water flow	6 LPM / 1.58 GPM - SSR PCA stream
Water Saving options	4 LPM / 1 GPM ; 3 LPM / 0.8 GPM 1.89 LPM / 0.5 GPM ; 1.3 LPM 0.35 GPM - PCA spray
Water temperature	Max 70°C
Security Time	Auto shutoff after 90 seconds. adjustable by remote control

ORDERING INFORMATION				OPTIONS	
MODEL	CODE	POWER	ADDITIONAL SPECIFICATIONS	OPTION	CODE
APOLLO MEDICAL FB	340530	9V battery	Exposed installation Gooseneck spout Mixer for water temperature adjustment	Remote control	07100005
APOLLO MEDICAL FE	340540	9V transformer			

Medical series

TOUCH FREE ELECTRONIC FAUCET

Touch-free wall-mounted electronic faucet. With a mixer for water temperature adjustment for hot and cold water. Powered by an internal 9V battery or a 9V transformer. Battery version includes a low battery level indicator. Latching solenoid valve is located inside the product. Auto shutoff after 90 seconds. Adjustable settings by remote control: security time, delay in, delay out, on-off and reset to factory settings.



Medical 1000 TE



Apollo Medical

PRODUCT AT A GLANCE	
Installation	Exposed wall-mounted
Power Supply Options	- 9V battery - 9V transform
Operating pressure	0.5-5.0 bar (7-72.5 PSI), for water pressure greater than 5.0 bar use a pressure reducing valve.
Water supply	Cold and Hot water
Water flow	6 LPM / 1.58 GPM - SSR PCA stream
Water Saving options	4 LPM / 1 GPM ; 3 LPM / 0.8 GPM 1.89 LPM / 0.5 GPM ; 1.3 LPM 0.35 GPM - PCA spray
Water temperature	Max 70°C
Security Time	Auto shutoff after 90 seconds. adjustable by remote control

ORDERING INFORMATION				OPTIONS	
MODEL	CODE	POWER	ADDITIONAL SPECIFICATIONS	OPTION	CODE
APOLLO MEDICAL FB	340530	9V battery	Exposed installation Mixer for water temperature adjustment	Remote control	07100005
APOLLO MEDICAL FE	340540	9V transformer			
MEDICAL 1000 TE	314600	9V transformer			

Dolphin 1000F

TOUCH FREE ELECTRONIC FAUCET

Touch-free electronic faucet for deck-mounted installations. Activated by infrared sensor. With mixer for water temperature adjustment for hot and cold water. Filters included. Latching solenoid valve is located above deck inside the product for added vandal protection. Solid brass one-piece construction. Adjustable settings by remote control: sensor range, security time, delay in, delay out, on-off and reset to factory settings.



PRODUCT AT A GLANCE	
Installation	Lavatory mounted
Power Supply Options	- 9V battery - 9V transformer
Operating pressure	0.5-8.0 bar / 7.0-116.0 psi
Water supply	Hot and cold water
Water flow	6 LPM / 1.58 GPM - SSR PCA stream
Water Saving options	4 LPM / 1 GPM ; 3 LPM / 0.8 GPM 1.89 LPM / 0.5 GPM ; 1.3 LPM 0.35 GPM - PCA spray
Water temperature	Max 70°C
Security Time	Auto shutoff after 90 seconds. adjustable by remote control

ORDERING INFORMATION				OPTIONS	
MODEL	CODE	POWER	ADDITIONAL SPECIFICATIONS	OPTION	CODE
DOLPHIN 1000 FB	270320	9V battery	With mixer for water temperature control	Remote control	07100005
DOLPHIN 1000 FE	270330	9V transformer			

WASHFREE 1000

TOUCH-FREE ELECTRONIC WALL-MOUNTED FAUCET

Touch-free electronic faucet for wall-mounted installations. Activated by wave on-off infrared sensor. With a mixer for water temperature adjustment for hot and cold water. Swivel spout. Filters included. Powered by a 9V battery. Includes a low battery indicator. The solenoid valve is located above deck inside the product for added vandal protection. Adjustable settings by remote control: sensor range, security time, delay in, delay out, on-off and reset to factory settings.



PRODUCT AT A GLANCE	
Installation	Concealed wall-mounted
Power Supply Options	- 9V battery
Operating pressure	0.5-8.0 bar / 7.0-116.0 psi
Water supply	Hot and cold water
Water flow	6 LPM / 1.58 GPM - SSR PCA stream
Water Saving options	4 LPM / 1 GPM ; 3 LPM / 0.8 GPM 1.89 LPM / 0.5 GPM ; 1.3 LPM 0.35 GPM - PCA spray
Water temperature	Max 70°C
Security Time	Auto shutoff after 90 seconds. adjustable by remote control

ORDERING INFORMATION				OPTIONS	
MODEL	CODE	POWER	ADDITIONAL SPECIFICATIONS	OPTION	CODE
WASHFREE 1000	316010	9V battery	Exposed installation With mixer for water temperature adjustment	Remote control	07100005

Smart Medical 1000

TOUCH-FREE ELECTRONIC LAVATORY FAUCET

Touch-free electronic faucet for deck-mounted installations. Activated by infrared sensor. With mixer for water temperature adjustment for hot and cold water. Filters included. Designed for medical use. With a straight spout that meets the HTM 64 standard ensuring that no trapped water remains in the faucet. Chrome plated body, other finishes available. Battery version includes a low battery indicator. Latching solenoid valve is located above deck inside the product for added vandal protection. Adjustable setting by remote control: sensor range, security time, delay in, delay out, on-off and reset to factory settings. 24 hour mandatory hygiene flush available upon request.



PRODUCT AT A GLANCE	
Installation	Deck mounted
Power Supply Options	• 9V battery • 9V transforme
Operating pressure	0.5-8.0 bar / 7.0-116.o psi
Water supply	Hot and cold water
Water flow	6 LPM / 1.58 GPM - SSR PCA stream
Water Saving options	4 LPM / 1 GPM ; 3 LPM / 0.8 GPM 1.89 LPM / 0.5 GPM ; 1.3 LPM 0.35 GPM - PCA spray
Water temperature	Max 70°C
Security Time	Auto shutoff after 90 seconds. adjustable by remote control

ORDERING INFORMATION		ORDERING INFORMATION	
PRODUCT NAME	CODE	PRODUCT NAME	CODE
SMART MEDICAL 1000 B	235520	Remote control for adjusting settings	07100005
		Matching Smart soap dispenser battery operated	235920
SMART MEDICAL 1000 E	235530	Matching Smart soap dispenser transformer operated	235900

Smart Soap Dispenser

TOUCH-FREE ELECTRONIC SOAP DISPENSER

Touch-free electronic soap dispenser for deck-mounted installations. Activated by infrared sensor. For use with any non-proprietary soap. Chrome plated body, other finishes available. Includes a 1 liter soap bottle and bottle support. With a designated peristaltic pump that prevents clogging and back flow. Remote installation option: extension cable and longer piping. Adjustable settings by remote control: soap quantity, soap tank refill, temporary off and reset to factory settings.



PRODUCT AT A GLANCE	
Installation	Deck-mounted
Power Supply Options	- Battery box for 6 x DD Batteries - 12V Transformer
Soap	1 Liter soap bottle. Peristaltic pump enables the use of any kind of liquid soap, detergent or antibacterial gel
Soap Dosage	Default setting: 1.2-1.6 cc Adjustable by remote control in accordance to the selected soap.
Refill	Soap priming operated by remote control or by easy-to-use manual refill button

ORDERING INFORMATION			OPTIONS	
MODEL	CODE	POWER	OPTION	CODE
SMART SOAP DISPENSER B	235920	9V battery	Remote control	07100008
			Matching battery-powered faucet	235520
			Matching transformer-powered faucet	235530
SMART SOAP DISPENSER E	235900	12V transformer	6-pack: 6 soap dispensers and a remote control	Upon request
			Multifeed system	Upon request

Trendy T

TOUCH FREE ELECTRONIC FAUCET

Thermostatic and touch free electronic faucet for deck mounted installations. Activated by an infrared sensor. Thermostatic mixer located in the faucet cap. Filters included. Chrome plated body, other finishes available. Includes a low battery indicator. Latching solenoid valve is located inside the faucet making it more resistant to vandalism. Installed as a regular faucet, simply connect the battery to complete the installation. The following settings can be customized by using the optional remote control: sensor range, security time, delay in, delay out and on-off. A 24 hour mandatory hygiene flush can be activated upon request.



PRODUCT AT A GLANCE	
Installation	Deck mounted
Power Supply Options	9V Alkaline battery, externally mounted, or 9V transformer.
Operating pressure	0.5-5.0 bar (7-72.5 PSI), for water pressure greater than 5.0 bar use a pressure reducing valve.
Water supply	Cold and Hot water
Water flow	6 LPM / 1.58 GPM - SSR PCA stream
Water Saving options	6 LPM / 1.58 GPM ; 4 LPM / 1 GPM ; 3 LPM / 0.8 GPM 1.89 LPM / 0.5 GPM ; 1.3 LPM 0.35 GPM
Water temperature	Max 70°C
Security Time	Auto shutoff after 90 seconds. adjustable by remote control

ORDERING INFORMATION		ORDERING INFORMATION	
PRODUCT NAME	CODE	PRODUCT NAME	CODE
TRENDY TB	236930	Remote control for adjusting settings	07100005
TRENDY TE	236935	Matching Trendy soap dispenser battery operated	239910
		Matching Trendy soap dispenser transformer operated	239900

Thermix T

DECK MOUNTED THERMOSTATIC MIXER

Deck mounted thermostatic faucet for an anti-scalding operation and temperature control. Brings and reassures safety and maximum confort to commercial or residential washrooms. The Thermix, Stern’s thermostatic manual line is part of Stern’s thermostatic collection that includes also touch or touch free thermostatic and electronic products. Ideal for hospitals, laboratories, dental clinics and commercial kitchens.



PRODUCT AT A GLANCE	
Installation	Deck mounted
Operating pressure	0.5-8.0 bar / 7.0-116.0 psi
Water supply	Hot and cold water
Water flow	6 LPM / 1.58 GPM - SSR PCA stream
Water Saving options	4 LPM / 1 GPM ; 3 LPM / 0.8 GPM 1.89 LPM / 0.5 GPM ; 1.3 LPM 0.35 GPM - PCA spray
Water temperature	Max 70°C

ORDERING INFORMATION		ORDERING INFORMATION	
PRODUCT NAME	CODE	PRODUCT NAME	CODE
Thermix T	550100	Remote control for adjusting settings	07100005
		Matching Trendy soap dispenser battery operated	239910
		Matching Trendy soap dispenser transformer operated	239900



Trendy Soap Dispenser

TOUCH-FREE ELECTRONIC SOAP DISPENSER

Touch-free electronic soap dispenser for deck-mounted installations. Activated by infrared sensor. For use with any non-proprietary soap. Chrome plated body, other finishes available. Includes a 1 liter soap bottle and bottle support. With a designated peristaltic pump that prevents clogging and back flow. Remote installation option: extension cable and longer piping. Adjustable settings by remote control: soap quantity, soap tank refill, temporary off and reset to factory settings.



PRODUCT AT A GLANCE

Installation	Deck-mounted
Power Supply Options	- 9V battery - 12V Transformer
Soap	1 Liter soap bottle. Peristaltic pump enables the use of any kind of liquid soap, detergent or antibacterial gel
Soap Dosage	Default setting: 1.2-1.6 cc Adjustable by remote control in accordance to the selected soap.
Refill	Soap priming operated by remote control or by easy-to-use manual refill button

ORDERING INFORMATION			OPTIONS	
MODEL	CODE	POWER	OPTION	CODE
TRENDY SOAP DISPENSER B	239910	9V battery	Remote control	07100008
			Matching battery-powered faucet	239000
			Matching transformer-powered faucet	239100
TRENDY SOAP DISPENSER E	239900	12V transformer	6-pack: 6 soap dispensers and a remote control	Upon request
			Multifeed system	Upon request

Extreme CS

TOUCH-FREE WALL MOUNTED FAUCET

Touch-free wall-mounted electronic faucet. For cold or premixed water. Chrome plated body, other finishes available. Activated by concealed sensor built into the spout. Filter included. Sensor includes a low battery indicator. Adjustable settings by remote control: sensor range, security time, delay in, delay out, on-off and reset to factory settings.



PRODUCT AT A GLANCE	
Installation	Duct Concealed
Power Supply Options	- IP67 Dual power input box with a 9V battery - 9V Transformer
Operating pressure	0.5 - 8.0 bar (7 - 116 PSI). With a pressure over 8 bar, use a pressure reducing valve.
Water supply	Cold and Hot water
Flow time	8 seconds. Adjustable with the Stern remote control
Water Saving options	4 LPM / 1.0 GPM - PCA spray
Water temperature	Max 70°C
Security Time	Auto shutoff after 90 seconds. adjustable by remote control

ORDERING INFORMATION		ORDERING INFORMATION	
PRODUCT NAME	CODE	PRODUCT NAME	CODE
Extreme CS WM E	237800	Remote control for adjusting settings	07100005
Extreme CS WM B	237801	Matching soap dispenser battery operated	237891
		Matching soap dispenser transformer operated	237890

Extreme CS SD

TOUCH-FREE WALL MOUNTED SOAP DISPENSER

Touch free electronic soap dispenser for installations in brick walls. Chrome plated body, other finishes available. Activated by concealed sensor built into the spout. Includes a 1 liter soap bottle and bottle support. Optional for remote installation: extension cable and longer piping. The following functions can be performed by using Stern remote control: soap quantity selection, refill the soap tank, temporary off, coming back to factory settings.



PRODUCT AT A GLANCE	
Installation	Wall mounted. Regular installation with the bottle below the lavatory or remote installation with bottle support kit to be secured to the wall.
Power Supply Options	- Battery box for six (6) DD batteries - 12V Transformer
Soap	1 Liter soap bottle. This soap dispenser includes a peristaltic pump that allows the use of any kind of liquid soap, detergent or antibacterial gel.
Soap Dosage	Factory setting for 0.7 to 0.9 cc depending on the selected soap. The soap quantity can be changed using the soap dispenser's remote control.
Refill	Easy to use refill button in order the soap will start to come out of the soap dispenser spout. This function can also be performed with the remote control.

ORDERING INFORMATION		OPTIONS	
MODEL	CODE	OPTION	CODE
Extreme CS SD E	237890	Remote control	07100008
		Matching battery-powered faucet	237801
		Matching transformer-powered faucet	237800
Extreme CS SD B	237891	6-pack: 6 soap dispensers and a remote control	Upon request
		Multifeed system	Upon request

NARA 2032

TOUCH-FREE ELECTRONIC W.C. FLUSH VALVE

Touch-free electronic W.C. flush valve with a mechanical override button. Activated by a dual flush infrared sensor. Metallic panel in satin finish. Shut-off valve, filter and a low battery indicator are included. Powered by a 9V battery or 9V transformer. With a 24-hour hygiene flush. Adjustable settings by remote control: sensor range, security time, delay in, delay out, on-off and reset to factory settings. Low water consumption options and pre-flush operation are available upon request



PRODUCT AT A GLANCE	
Installation	Concealed. Iron frame available
Power Supply Options	• 9V battery • 9V transformer
Operating pressure	1.0-8.0 bar / 14.5-116.0 psi
Water flow	3 lpf half flush / 0.8 gpf 6 lpf full flush / 1.58 gpf
ECO - Water saving option	4.5 lpf full flush / 1.18 gpf - available upon request

ORDERING INFORMATION			
MODEL	CODE	POWER	ADDITIONAL SPECIFICATIONS
NARA 2032	160310	9V battery	Dual flush operation With a mechanical override flush button
NARA 2032 E	160410	9V transformer	
NARA ECO 2032	160320	Internal 9V battery	Dual flush operation Water saving LEED setting With a mechanical override flush button
NARA ECO 2032 E	160330	9V transformer	

OPTIONS	
OPTION	CODE
Remote control	07100005
Iron frame	Upon request
Matching urinal flush valve	Upon request
Set of pipes	07291037

JUPITER 2040

TOUCH FREE ELECTRONIC FLUSH VALVE FOR URINAL

Touch free electronic flush valve for urinals. Activated by an infrared sensor. Shut-off valve and filter included. Pre-flush optional upon request. A 24 hours hygiene flush is included. Stainless steel panel. The following settings can be changed by using the Stern remote control: Sensor Range, Delay In, Delay Out, Reset and On-Off.



PRODUCT AT A GLANCE	
Installation	Concealed
Power Supply Options	- 9V Alkaline battery - 9V transformer
Operating pressure	0.5-8.0 bar / 7.0-116.0 psi
Water flow	1.89 LPF
Eco water saving option	0.5 LPF

ORDERING INFORMATION			
MODEL	CODE	POWER	ADDITIONAL SPECIFICATIONS
Jupiter 2040	125900	Internal 9V battery	Conceal installation
Jupiter 2040 E	125901	9V transformer	
Jupiter 2040 H	125910	Internal 9V battery	
Jupiter 2040 HE	125911	9V transformer	

OPTIONS	
OPTION	CODE
Remote control	07100005

NEPTUNE MEDICAL 1000T

TOUCH-FREE ELECTRONIC SHOWER CONTROL

Touch-free electronic shower control. Operated by infrared Wave On/Off sensor. With a thermostatic mixer for water temperature adjustment for hot and cold water. Powered by a 9V battery or a 9V transformer. Battery version includes a low battery indicator. Non return valves, filters and Thermostop at 38° included. All components are located inside the body for added vandal protection. Flow cycle with auto shutoff after 120 seconds of use. Adjustable settings by remote control: sensor range, flow time, delay in, delay out, on-off and reset to factory settings.



NEPTUNE MEDICAL 1000T



NEPTUNE MEDICAL 1000T WITH BOTTOM OUTLET

PRODUCT AT A GLANCE

Installation	Exposed wall-mounted
Power Supply Options	Internal 9V battery
Operating pressure	0.5-8.0 bar / 7.0-116.0 psi
Water supply	Hot and cold water
Water temperature	Maximum 38°C

ORDERING INFORMATION

MODEL	CODE	POWER
NEPTUNE MEDICAL 1000T	610250	9V battery
NEPTUNE MEDICAL 1000T WITH BOTTOM OUTLET	610255	

OPTIONS

OPTION	CODE
Remote control	07100005

THERMIX SH 1000T

SHOWER CONTROL

Wall mounted thermostatic shower control with bottom outlet.

Brings and reassures safety and maximum confort to commercial or residential washrooms.

The Thermix, Stern's thermostatic manual line is part of Stern's thermostatic collection that includes also touch or touch free thermostatic and electronic products.

Ideal for hospitals, laboratories, dental clinics and commercial kitchens.



PRODUCT AT A GLANCE

Installation	Exposed wall-mounted
Water supply	Hot and cold water
Water temperature	Maximum 70°C

ORDERING INFORMATION

MODEL	CODE	OPTION	CODE
THERMIX SH 1000T	610400	Remote control	07100005

NEPTUNE SHOWER PANEL

ELECTRONIC SHOWER PANEL

Touch free electronic shower panel. Operated by IR sensor. For cold or premixed water, non-return valves, filters. With an aluminum panel and WRAS approved Shower Head. Powered by a 9V Battery box or a 9V transformer. The battery box is located behind the panel with easy access. Includes a vandal resistant shower head with easily cleaned silicone nozzles. The water flow will automatically shut off after a factory set flow time of 2 minutes. Flow time is adjustable on site. Includes an adjustable 24 hour hygiene activation.



PRODUCT AT A GLANCE	
Installation	Exposed
Power Supply Options	- 9V battery - 9V transformer
Operating pressure	0.5-8.0 bar / 7.0-116.0 psi
Water flow	9 LPM / 2.38 GPM
Water Saving Options	3.5 LPM/0.93 GPM, 4LPM/1.05 GPM, 5 LPM/1.32 GPM, 6 lpm/1.59 GPM, 7 lpm/1.85 GPM
Water supply	Cold or premix water
Water temperature	Max 70°C

ORDERING INFORMATION		
MODEL	CODE	POWER
NEPTUNE SHOWER PANEL B	601410	6x1.5V batteries
NEPTUNE SHOWER PANEL E	603410	9V transformer

OPTIONS	
OPTION	CODE
Remote control	07100005

UNDERBASIN TMV

This high quality, lead-free, brass, pre-mixing unit is a thermostatic mixing valve that allows easy adjustment of hot and cold water by connecting directly to the angle valves under the basin. Includes a hot water stop function to prevent scalding. Includes built-in filters to prevent dirt entering the system. Includes back check valves to prevent hot water entering the cold water inlet. Connection kit available upon request.




PRODUCT AT A GLANCE	
Installation	Below deck
Water Supply	Hot and cold water
Temperature Range	15-70°C / 59-158°F
Pre-set Temperature	38°C / 100°F
Max. Hot Water Supply	80°C / 176°F
Flow Pressure	1-5 bar 14.5-72.5 psi
Flow Rate	25 l/min (at 3 bar) 6.6 GPM (43.5 psi)

ORDERING INFORMATION		
MODEL	CODE	ADDITIONAL SPECIFICATIONS
Underbasin TMV	07200069	G 3/8" inlet
Underbasin TMV connection kit	07291113	Includes 1 x flexible hose 3/8", 1 x 90° brass arch, 1 x T-piece 3/8".
Angle valve (one piece)	09010031	Two pieces required for each Underbasin TMV.

SWAR P – SOAP WATER AIR PAPER

Complete sanitary cabinet with a lockable mirror. Includes high speed hand dryer, paper towel holder, mixing valve, touch free faucet, touch free soap dispenser and LED pictograms for intuitive user guidance. Delivered with remote controls to adjust soap dosage, LED colors and other customization settings.

- Drastically reduces water and soap consumption
 - No physical contact. Helps to protect users against cross contamination
 - Optional thermostatic control for optimal temperature
 - Sensor settings and soap dosage adjustable by remote control (faucet & soap dispenser)
- Space saving and functional solution
 - Accommodates standard paper towels from your favorite brands (paper towels not included).



PRODUCT AT A GLANCE		
SOAP	Soap	6 Liter soap tank The peristaltic pump enables the use of a wide range of liquid soap, detergent or antibacterial gel
	Viscosity	100 - 3800 cPs
	Refill	Soap priming by remote control or by an easy-to-use manual refill button
WATER	Operating pressure	0.5-8.0 bar / 7.0-116.0 PSI
	Water supply	Cold or premixed water
	Water flow	4 LPM / 1 GPM - SSR PCA stream
	Water temperature	70°C Maximum
	Security time	Auto shutoff after 90 seconds. Adjustable by remote control
AIR	Operating voltage	120/240 VAC, 50/60 HZ, 1.0 kW
	Output warm air volume	42-60 CFM (71-102 m3/h)
	Drying time	less than 15 seconds
	Stand by power	less than 0.5W
	Sensor range	standard 6" (152mm +/- 20mm)
	Timing protection	60 seconds auto shut off
PAPER	Material	Stainless Steel
	Dimensions	260mm x 300mm x 116mm

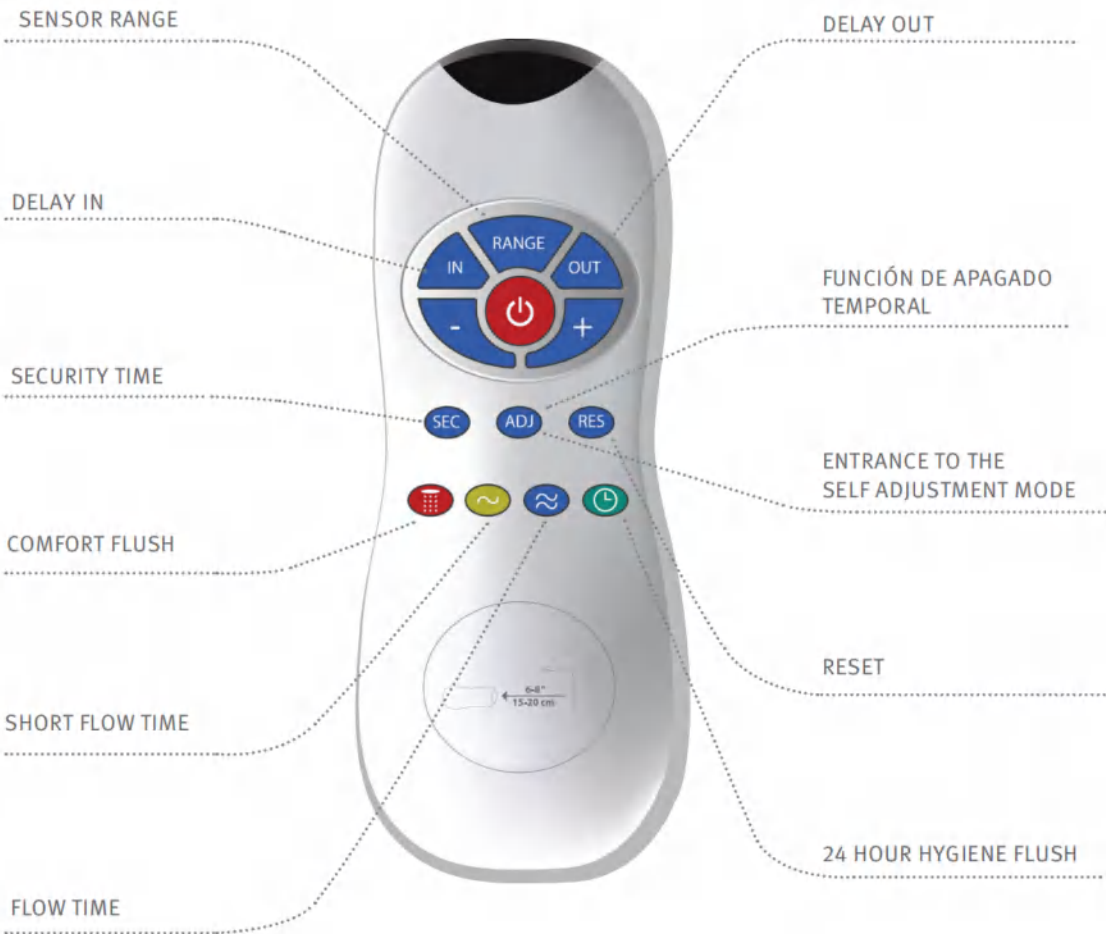
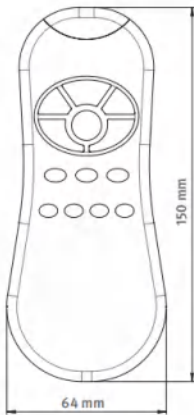
ORDERING INFORMATION			
MODEL	CODE	POWER	ADDITIONAL SPECIFICATIONS
SWAR P	280470	12V transformer	Complete cabinet including mirror, hand dryer, paper towel holder, mixing valve, touch-free faucet and touch free liquid soap dispenser

REMOTE CONTROL

Allows easy maintenance of extensive installations requiring custom settings.

The remote control allows adjustment of sensor features for all Stern electronic products, while some functions require a compatible product model:

- Sensor range
 - Entrance to the self adjustment mode
 - Security time
 - Short flow time
 - Flow time
- Delay in
 - Delay out
 - 24 hour hygiene flush
 - Lock out time
 - Temporary off
 - Reset



07100005

LIQUID SOAP DISPENSERS REMOTE CONTROL

Adjustable settings:

- Soap dosage
 - Temporary shutoff function
- Soap tank refill
 - Reset to factory settings

PICTURE	CODE NUMBER	DRAWING
	07100008	



Debrecen University Hospital - Hungary



Hospital do Coracao - Brazil




Lister Hospital - Stevenage, UK



Glostrup Hospital - Denmark



Novena Hospital - Singapore



Orlando Children's Hospital - Orlando, Florida



Hospital Central de Fraternidad Muprespa - Madrid, Spain



Queen Elizabeth Hospital - Adelaide, Australia